

The Tyrants' Foe

The Newsletter Of The Texas Rifles

Volume XIV, Number 4 *****

September 2000

In This Issue

- [Commanders Dispatch](#)
 - [Drill Bits](#)
 - [Militia Report \(Formerly the Civilian Report\)](#)
 - [Authenticity Proposal](#)
 - [Battle of Liendo Plantaion](#)
 - [The Draa's are Yankee's!](#)
 - [Council of Administration - Recruiting Effort & Muster](#)
 - [Texian Market Days](#)
 - [Texas Rifles New Website Address](#)
 - [August Gun Show](#)
 - [Battle of Middle Boggy](#)
 - [Classified Section \(Ton of New Stuff Here\)](#)
 - [Sutler Row](#)
 - [Schedule of Events](#)
-

COMMANDERS DISPATCH

Summer vacation has come and gone. The Battle of Wilson's Creek seems like it happened a year ago ,and many of you have asked about the fall schedule. Some of you know a committee of Rifles has taken the responsibility to plan the Civil War area for Texian Market Days. The newsletter will contain some good information about Texian Market Days, so read on for the details. Our scheduled fall battle will be at Liendo Plantation in Hempstead, Tx. The site is very close to highway 290 ,about an hour from most of us here in Houston. This is the second year for the event and I would like a big turnout. This one is close to home and we need to support the sponsor. More information is included in this newsletter. Once again General King will be hosting the brigade muster at Dickens on the Strand in Galveston in December. Although the holiday months make it hard to participate , the event is quite a lot of fun. The crowds are huge and many potential recruits wander through the camp both days. So please consider coming to both days this year. There are more regional events including drills, gun shows , and cartridge parties.

Our authenticity committee has been very active in reviewing our company. They have offered a "State of the Authenticity" address to me and I have chosen to bring their suggestions to the attention of the company. Previously in our history as a reenacting company similar types of recommendations have been approved by the company. This newsletter will inform the Rifles about what we can do to improve our impression. I am confident you will be impressed by the research and recommendations that John Keahey and Phil Sozansky have made. So read on and enjoy the newsletter.

Chris Strzelecki
Captain , Texas Rifles

DRILL BITS


Well, since we have had the long summer off and I am sure all of you have spent that time studying "School of the Soldier", "School of the Company" and "School of the Battalion" anything I say here will be repetitive, right? This edition will focus on something that we used to do very seldom, but with the new battalion it has become clear that we will do it everytime we drill and, frequently, in reenactments. What I am talking about is "Breaking Files". I know some of you old timers are saying, "Man, that is soooo easy, why are we talking about that?" The answer is, because we have been consistently getting it wrong.

To "Break Files" means to take a company that is in a column of fours by the left or by the right, and "Break" them (them meaning the first two comrades of four on the end that is being broken) into the beginnings of a "by files left" or "by files right" depending on the direction the column will be moving. Confusing enough? Lets Break it down.

There are several battalion level commands that will require us to break files. The good news is, you don't have to know what the overall commands mean. One thing you do need to listen for is what direction we will be moving in. This is what I mean. Our company will be in a line of battle in Battalion formation (meaning there are several other companies present and we form one "battalion" front) and you may here this command. "By the right of companies to the rear . . . Right Face!" The only thing you need to understand is that the column we form on the "Right Face" part of this command will be moving to the rear of where our line of battle was. So basically, we are in a line of battle, we do a right face forming a column of fours, then we do a "by files right". The breaking files part happens right in between the forming of the column and the by files right and you will never hear "by files right" because the manuever has already begun when we break the files. All we have to do at that point is "March". It is the Sergeants' jobs to insure this happens properly but knowing which direction we are going to march in is the key for you to prepare yourself to be broken smoothly. The problem we have had in doing this, and thus the reason for this Drill Bits, is we are taking too long to break files. When the Sergeants' try to break the files, people are trying to break in the wrong direction, facing the wrong way, not doubled, etc. Messy stuff.

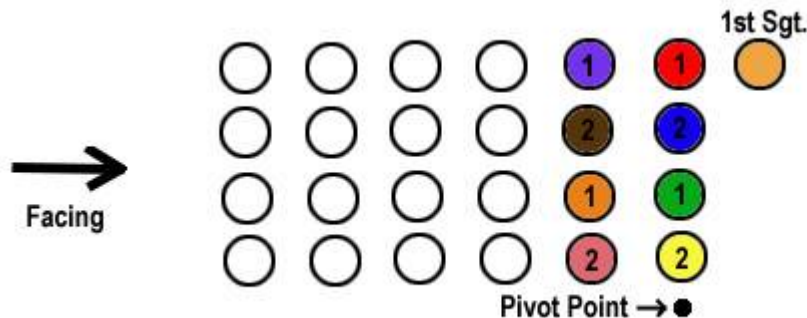
We are going to break all this jibberish down into 3 pieces, with color coded diagrams, and I think it will make more sense. If you are not reading this article online, meaning you have a black and white print out, these diagrams will not be quite as effective, but I think it will still help. Though this is a battalion level command, these diagrams will only be concerned with one company within that battalion because that is all you need to concern yourself with. Furthermore, only the first two comrades of four are color-coded because they are the only people who have to do anything. If you are typically in the middle of our company or on the "Little End" that does not mean you can now move on to the next article, EVERYONE needs to know how to do this because it could happen on the left and you middle people can quickly find yourself on the right end of the line due to poor attendance of events by tall people, or by attrition during battle.

Starting Point - Line of battle



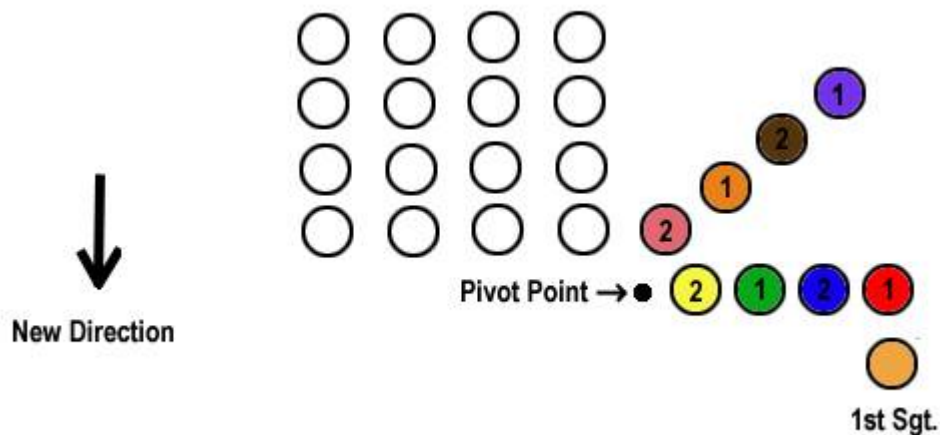
In this diagram, you are looking at a typical company battle line. The first two comrades of four on the right of the line have been given a color and their appropriate number so you can track their movement.

Command Given - "By the right of companies to the rear, right face!"



In this diagram, The company has done a standard right face with 2's doubled forming a column of fours. Note that a pivot point has been marked. It will be discussed later.

Sergeants' break the files



At this point, the sergeants' will break the files taking the first file and turning them at a 90 degree angle and the second file at a 45 degree angle. The 1st sergeant as well as the file closers will be making sure this is done properly and "Laying on of hands" is common and should not be taken the wrong way. You will also notice the exaggerated pivot point as the column is now ready to march, completing the pseudo "by files right". In the real world, it will be much tighter than this. The rear rank number 2 man in yellow, who is at the far right of the first file for those of you without color, does not really move that much. He can simply face to the right and the space next to his right boot becomes the pivot point. It all depends on where the sergeants' place the first file. The pivot point in the diagram is simply there to remind you that this is, in essence, a "by files right" and everyone must march around the pivot point. What we end up doing many times is kind of a gagging oblique and that causes problems.

If the command had been, "By the right of companies to the front, right face", diagrams #1 and #2 would be the same, but in #3, the files would be broken to the front, in essence prepping the column for a "by files left". There are lots of combinations possible, "By the left of companies to the front, left face" is another possibility, so look at the first diagram and picture the different combinations in your head. I look forward to practicing this the next time we are together on "The Field of Honor".

Your Obedient Servant,

Rob Williamson

MILITIA REPORT (Formerly the Civilian Report)

Okay, so I'm Civilian. I got caught up, I tellya, and had to join the Militia. So I served in Wilson's Creek, a Private's Private; the men were reluctant to call on their sickly old

captain become enlistee to do details. But finally the impish Cpl Sozansky nabbed Pvt Phil to do mess detail, of all things, and Pvt Phil had to put in his time countin' taters and sorting chocolate (with the occasional quality evaluation of the chocolate to maintain high Army standards).

So, in kharmic progression, Lt Huey, Sgt Lucas, and Pvt Ulbrich moved from the Union Army in Missouri, to, well, the Union Army in Missouri, and fought the James Gang and their Missouri Ranger Allies. So, in the upcoming magic lantern show named after the famous Outlaw, try to spot Mr Bob or Mir Mike or Yores Truly being gatling gunned, firing lined, horse stomped, sun baked, waterlogged, Kneeling Man'd, Wagon Shover'd, or guarding against cavalry.

In the case of Mr Huey and Mr Lucas, the more serious and thin of the group, we can hope to see them with a mister Dalton. A Mister Timothy Dalton. Look for them as prison guards of the Surly Raider and his Confident Captor.

y'r ob'd'nt S'rv'nt
Private Phil

AUTHENTICITY PROPOSAL

The company will discuss these proposed changes at our Winedale muster in January. In the meantime read them over, prepare questions and comments to be discussed. Feel free to email either John , Phil , or me for clarification.

PROPOSED UNIFORM and EQUIPMENT REGULATIONS

TEXAS RIFLES

Whereas the Texas Rifles currently identifies itself with either the First, or Fourth, Texas Volunteer Infantry, the Texas Brigade, in the 1862-65 period; the uniforms and equipment of the Texas Rifles should parallel uniforms and equipment likely to have been used by those regiments.

After their initial outfitting by their respective home counties and the collapse of the Commutation System (under which troops supplied their own clothing) in 1862, Texas soldiers would have received subsequent issues of uniforms and equipment from the Richmond, Virginia Depot. Thus, in the period in which they were making their greatest sacrifices on the battlefield, they were uniformed and equipped from eastern theater sources.

We propose that the Uniform and Equipment Regulations proposed below be put in effect in a transitional manner i.e. that the authentic uniform and equipment items owned by current members, but not recommended in these regulations, can be used until replaced. New recruits will be required to conform to all regulations in this document.

The goal of these regulations is to maintain the Texas Rifles as one of the premier organizations of its kind in the United States and to more accurately portray the Texans in the Texas Brigade of the Army of Northern Virginia.

WEAPONS

The initial armament of both the 1st and 4th Texas Infantry was eight companies equipped with .69 smoothbore muskets and two "flank" companies equipped with .577 "Enfield" pattern rifled-muskets. As late as Gettysburg (July of 1863) both regiments were listed as carrying a "mixed" armament. Due to the abundance of Enfields in our unit, the following weapon preferences are proposed:

Recommended Weapons:

- Preference #1* M1842 .69 caliber US musket
- Preference #2* M1816 .69 caliber US musket, percussion conversion
- Preference #3* P1853 .577 caliber Enfield rifled-musket
- Preference #4* M1861 .58 caliber Springfield rifled-musket
- Preference #5* Richmond pattern .58 caliber rifled-musket
- Preference #6* M1855 .58 caliber US rifled-musket

Acceptable Weapons:

- M1863, M1864 .58 caliber US rifle-muskets

Discouraged Weapons:

- M1841 .54 or .58 caliber "Mississippi" Rifle
- P1854 .577 caliber Enfields

Each weapon must be equipped with the appropriate bayonet, tompon and cleaning tools (such as a worm and nipple wrench). Cone protectors for Enfield muskets are optional.

ACCOUTREMENTS

The following items are recommended as an initial accoutrement set for new members. These accoutrements will allow the member to participate as either a Federal or Confederate soldier. Uniquely Confederate accoutrement items of issue can be added later as desired.

Recommended Accoutrements:

Cartridge Boxes

- Preference #1* M1839(42) .69 Cartridge Box with large oval "US" cartridge box plate
- Preference #2* M1855 .69 Cartridge Box with large oval "US" cartridge box plate
- Preference #3* M1855 .58 Cartridge Box with large oval "US" cartridge box plate
- Preference #4* Confederate manufactured Cartridge Box
- Preference #5* Enfield Cartridge Box

When doing a Confederate impression the oval "US" cartridge box plate should be removed, or turned upside down.

Cartridge Box Slings

- Preference #1* M1855 black leather smooth-side out Cartridge Box Sling with round "Eagle" Cartridge Box Sling plate
- Preference #2* M1855 rough-side out Cartridge Box Sling with round "Eagle" plate
- Preference #3* Enfield Sling
- Preference #4* Confederate Cartridge Box Sling, painted cloth
- Preference #5* Confederate Cartridge Box Sling, unpainted cloth

When doing a Confederate impression wearing the cartridge box sling is optional except with the M1839 and Enfield cartridge boxes, which require slings. Wearing the round eagle cartridge box sling plate is discouraged when doing a CS impression.

Waistbelt

- Preference #1* M1855 Waist Belt
- Preference #2* British pattern Waist Belt with "S" hook belt plate
- Preference #3* Confederate Waist belt with standing loop
- Preference #4* Confederate Richmond Arsenal Waist Belt with roller buckle & painted canvas body
- Preference #5* Confederate Waist Belt, painted canvas

Waist Belt Buckle

- Preference #1* "US" oval Waist Belt Plate
- Preference #2* Confederate Forked Tongue Waist Belt Plate
- Preference #3* Confederate Georgia Frame
- Preference #4* Texas Star oval Waist Belt Plate
- Preference #5* Confederate "CSA" rectangular Waist Belt Plate, eastern theater style

Musket Sling

- Preference #1* US pattern russet leather Musket Sling
- Preference #2* Confederate pattern linen Musket Sling

Using a musket sling is optional.

Bayonet Scabbard

- Preference #1* M1855 US pattern Bayonet scabbard
- Preference #2* British pattern scabbard with waist belt frog
- Preference #3* Confederate pattern Bayonet Scabbard
- Preference #4* M1839 US pattern Bayonet scabbard with white leather frog

Capbox

- Preference #1* M1855 US pattern Capbox
- Preference #2* Confederate pattern Capbox
- Preference #3* British pattern russet Capbox
- Preference #4* Prewar US pattern Capbox
- Preference #5* British pattern Capbox, white buff leather worn on the cartridge box sling.

QUARTERMASTER EQUIPEMENT

Recommended Quartermaster Equipment:

Knapsack

- Preference #1* Texas Rifles Confederate/ Mexican War Pattern Knapsack with russet leather straps
- Preference #2* US M1853 "Double-Bag" Knapsack, early war version
- Preference #3* Blanket Roll (no knapsack)
- Preference #4* Isaac & Campbell British Knapsack
- Preference #5* Period Frame Knapsack

Haversack

No Texas Rifles preference; any authentic period haversack is appropriate.

Tent

- Preference #1* M1864 US pattern Shelter Tent Half
- Preference #2* Tent Fly

The Texas Rifles is a "campaign style" unit; our shelter must be comfortably transportable in our knapsacks or in a blanket roll. Sibley and "A" frame tents are useable only at static events. Wall tents for enlisted men are unacceptable.

Canteen

No Texas Rifles preference; any authentic period canteen is appropriate.

Rain Protection

Preference #1 US pattern rubber coated Poncho

Preference #2 US pattern rubber coated Gum Blanket (no reinforced head hole)

Preference #3 US pattern painted cloth "Gum Blanket"

Cooking and Eating Gear

Texas Rifles members must have an authentic period tin cup, tin plate, knife, spoon and fork. Each member needs access to authentic period cooking gear for food preparation. This should include a sheet iron (not cast iron) frying pan and a tin boiler. All cooking items must be of a size suitable to be conveniently carried by one man.

Blanket

Preference #1 US pattern reproduction gray wool Blanket

Preference #2 Any authentic period blanket

UNIFORM

Recommended Uniform:

Jacket

Required Richmond Depot Type II (RD2) pattern Jacket made of blue/gray wool cotton jeans with nine button front, two epaulets and two belt loops. Buttons to be US sack coat size eagle buttons on the front and two small Federal buttons for the epaulets.

Preference #1 US pattern Sack Coat

Preference #2 Single Breasted Frock Coat of gray wool jeans, dark blue collar and cuffs, with Texas coat-size buttons, lined with printed cotton cloth

Preference #3 Any authentic period civilian Coat

Trousers

Preference #1 Trousers, blue/gray wool jeans with metal four-hole buttons and no yoke

Preference #2 Trousers, any authentic period civilian trousers of cotton, wool, or wool/cotton jeans

Preference #3 Trousers, US pattern sky blue kersey

Sky blue kersey trousers will be needed for a Federal impression, however the only source of these garments for Confederates was by capture. Taking clothing from dead, or captured Federals is an ill-regular source of supply. It is our belief that the wearing of sky blue kersey trousers, when doing a Confederate impression, should be very limited.

Hats

Preference #1 Any authentic period slouch hat

Preference #2 US pattern dark blue Forage Cap

Preference #3 Any authentic period civilian hat, including wheel, straw, mechanic's, top and bowler hats

Preference #4 CS Kepi or Forage Cap of wool, cotton or wool/cotton jeans

Texans were proud of their state! Brass stars should be prominently worn on headgear when portraying Texas soldiers. Dark blue forage caps can be decorated with "1st Texas" in brass numbers and letters.

Shirts

No Texas Rifles preference; any authentic period shirt is appropriate.

Socks

No Texas Rifles preference; any authentic period sock made of 100% wool, cotton, or wool/cotton blend.

Shoes

Preference #1 US pattern black leather Brogan Shoes with leather laces

Preference #2 Any authentic period working class shoe

Suspenders

No Texas Rifles preference; any authentic period non-elastic suspender is appropriate. Suspenders were not an item of issue to soldiers.

ACCESSORIES

Items which are useful, but not required by the Texas Rifles, include the following:

Federal or Confederate Overcoat Spare pair of socks

Cotton or linen long drawers Spare cotton shirt

Period hatchet for cutting fire wood Wool shirt for cold weather events

Housewife (sewing kit) for in-the-field repairs Civilian clothing

John M. Keahey

Phil Sozanski

BATTLE OF LIENDO PLANTATION

When: November 18 - 19, 2000

Where: Historic Liendo Plantation, Hempstead, Texas

Who: All Texas Rifles

Web Site: http://members.xoom.com/masters_lair/

Sponsor: Liendo Plantation and the Gulf States Living History Association

Sponsors Web Site: <http://11thTexCav.freesevers.com>

This event is held on the grounds of a beautiful plantation home (tours are available for free after the visitors leave). It was the home of the world renowned sculptor Elizabet Ney. During the Texas Revolution Sam Houston's army camped in the immediate area. From 1861 through Reconstruction the grounds were home to training camps, a prisoner of war internment camp, hospital , and headquarters for General Custer. Since this area is so rich in the history of the Civil War, it makes sense for us to support it.

In the past few years we have seen several Texas reenactments fall by the wayside, Granbury, Samuel Farms, and Bellmead just to name a few. We need to attend this event in large numbers, so please plan on coming out.

Start by contacting your regional coordinator and letting them know if you will attend. More to come on this one.

Captain Chris Strzelecki

THE DRAA'S ARE YANKEES!

In case you haven't heard Vince, Ana, and the boys have moved to Chicago, Illinois. Vince worked so hard selling off parts of the corporation that he worked himself out of a job. As we sweat it out down here in Texas, they are cooling down and awaiting below zero temperatures. So if you would like to keep in touch here are their particulars:

30545 North Brookhaven Drive
Green Oaks, Illinois 60048

TXDoula@aol.com

COUNCIL OF ADMINISTRATION - RECRUITING EFFORT AND MUSTER

To All Commanders, Texas Brigade

Gentlemen, Please forward this dispatch to all members of your command.
Council of Administration - Recruiting Effort & Muster
September 15-16-17 >> Crockett, Houston County, Texas
Friday 15th - Visitation by 3000 School Kids
Saturday 16th (Recruiting) Pioneer Village Spectators
Sunday 17th Wrap-up of Council and Muster

All soldiers that can come Thursday after work will be welcome. We will be visited by school children from the area schools on Friday. All others are asked to come after work on Friday. It's a must, to be there early Saturday morning. The area will be open to spectators all day on Saturday. We will have an opportunity to recruit from visitors to the "Pioneer Festival." Plenty of room for drill and time to inter-act with the public.

This will be a garrison type living history event. Bring your tentage and camp furniture. If you do not have tentage and it rains, do not worry, there are several large pavilions close that you can take shelter under. The Quartermaster and Ordnance Departments will be up and running for your equipment needs. We can accept cash, checks or credit cards. However, there will be a small fee for Credit Card use.

Crockett, named after David Crockett, is the county seat of Houston County, the first county organized under the Republic of Texas. In 1860 the county's population was 8,085 including 2,819 slaves. It was strictly rural and sparsely settled with one town, Crockett. It is remarkable that out of less than 6000 whites, perhaps 1100 men nobly responded and answered the call of our country. Four (4) cavalry companies and several infantry companies were raised in Houston County. Here is a listing of several.

Co I, 4th Texas Cavalry - Sibley's Brigade
Co. H, 7th Texas Mounted Volunteers
Co. L, 28th Texas Cavalry - Randall's Brigade
Co B, 13th Texas Cavalry - Waul's Brigade

Many Houston County Boys enlisted in several companies of Texas Militia.

The most famous company to march out of Houston County was the "Crockett Southrons." Texas joined the Confederacy on March 23, 1861. Within a few weeks 118 men has signed up to fight and on April 30, 1861 they were mustered into Confederate service. Led by Dr. D.E. Currie, this was the first company to be raised in Houston County. These men under Captain Currie became Co. I, First Texas Volunteer Infantry Regiment, Hood's Texas Brigade. Four years later at Appomattox, Virginia only nine (9)

soldiers remained to surrender and be paroled. Of all the companies that were enrolled in Houston County, D.E. Currie's company was the most spectacular in the expenditure of men. It was a company that was expendable.

Crockett is easy to find on the map and easy to get too. There are 7 highways running into Crockett. We will be at "Davy Crockett Memorial Park." The park is 5 blocks south of the Court House Square just off Hwy 19 South (South 4th Street). From Hwy 19 or So. 4th, take Alamo street to the park. Anyone can direct you to the park. Click onto <http://www.crockett.org/> and onto Economic Development to view a map of where Crockett is located.

I hope to see each of you in East Texas.

**JH King, Cmdg.
Texas Brigade**

TEXIAN MARKET DAYS

October 21-22, 2000
The George Ranch Historical Park
10215 F.M. 762 Richmond , Texas
281-343-0218

www.georgeranch.org

Texian Market Days has been a Texas Rifles event for about 14 years. That is quite an accomplishment in itself. However ,over the last few years attendance has slipped at this "hometown" event. If you live in the Houston area, it is hard to find a quality event much closer. The planners of the Civil War area of the event have concluded that the living history format only has helped to reduce our attendance. In the past we would portray the Civil War history of Ft. Bend County for a certain year. For example this year was to be October of 1865. This marked this year's event to be a Reconstruction event. While that scenario is my favorite TMD in the past 10 years, it doesn't lend itself to the types of activities that most park visitors are expecting. When they hear Civil War they expect to see a " battle". So we convinced the Ranch to allow us to do a generic Civil War encampment. We will have a couple of " battles" both Saturday and Sunday in addition to our usual living history encampment for the spectators. I hope this change in the event will bring some of the old timers back out to fight it out with the yanks in our backyard. We have invited a federal unit, but be prepared to "galvanize" to insure equity on the battlefield.

You should have already gotten a letter inviting you to attend TMD. Very soon you should receive a registration form for the event. Please complete the form and return it to the Ranch. Several members of the company have been working extra hours to plan this event. Let's all show up and support these hardworking members of our company. The

people I am referring to are John Keahey and Mike Covington. We hope to see all of you there.

Chris Strzelecki

TEXAS RIFLES NEW WEBSITE ADDRESS

www.texasrifles.com

Our webmaster Rob Williamson has spent many hours over the past few years running our website. It is always under a critical eye to insure we are getting our money's worth from the site. It does help us recruit members, and post our newsletters. Many folks don't visit the site because they can't remember the URL. So we have changed it at no extra cost to the company. Our new address is listed above. So come on by and check it out. Rob is always looking for new information to post. So if you have something new to say, write it up and send it to Rob.

Chris Strzelecki

AUGUST GUN SHOW

A couple of weeks ago the Rifles set up a recruiting table at the Astro Hall Gun Show. We had great attendance! There was lots of competition as the other Texas Brigade companies attended along with the 11th Texas dismounted cavalry. This gun show was also a Militaria Show, and many of us were able to walk around and see all kinds of interesting collectables and displays. From Buffalo Soldiers to World War II vehicles you name it and it was there. Rene Kozarsky did a great job in organizing the table and setting us up. I think I have finally figured out the best way to put up our banner, so next time maybe it will be seen! Rifles members who worked the show were: Rene Kozarsky, John Keahey, Chuck Shuler, Steve Wolford, Phil Sozansky, Frank Marek, Mike Covington, and Chris Strzelecki.

Actually there was one more person who attended... **CHUCK PRACK** of **ARLINGTON, TEXAS** ! He takes the prize as far as working overtime to help the Rifles recruit new members. Now ole' Chuck had an agenda. He would like to recruit at a gun show in the Dallas area. So he is looking for some of us to spend a weekend helping him recruit for our Dallas region. So think about it and as soon as he schedules a show we can make a plan. Count your Captain in on this one. Who's with me?

Chris Strzelecki

BATTLE OF MIDDLE BOGGY

Atoka , Oklahoma
November 3 - 5, 2000

It occurred to me that we haven't had many events all summer. So when I got this information, I passed it along to Brigade. Our battalion felt it had too much going on to support this event. Since our company has a max effort event at Liendo Plantation (see newsletter article) I thought it prudent to not make this a company event. However , we did Atoka several years ago and it was a fun event. So I would like to go as a gaggle of privates and fall in with another company. This will be a chance to see your fat old captain screw up the drill, and hold his musket at shoulder arms FOREVER ! If you are interested call me or email me. I will contact Chris Parker of the other 1st Texas to see if we can fall in with them. I think it would be a blast . Who is with me?

Chris Strzelecki

CLASSIFIED SECTION

Due to Lee's busy job schedule (he is currently working in Italy), he is going to sell his gear and get out for a while. His "stuff" is as follows:

ITEMS FOR SALE : LEE GOODELL

WEAPONS

Armisport 1853 .58 cal Enfield- \$300.00
Armisport .58 cal Calvary carbine- \$60.00
Enfield bayonet w/scabbard- \$45.00

UNIFORM

Federal sack coat 44 reg- \$30.00
Shell jacket jean wool gray 44reg- \$50.00
Blue kersey trousers 34 reg- \$50.00
Butternut kerseys 34 reg- \$40.00
Brogans size 9 rough side out- \$40.00
Kepi union- \$15.00
kepi jean wool confederate- \$25.00

ACCOUTRAMENTS

Cartridge box w/ Texas star plate- \$35.00
Cap box- \$15.00
US issue belt w/Texas star buckle- \$35.00
Cartridge box sling w/breast plate- \$15.00
Leather sling for Enfield- \$10.00
Cloth sling for Enfield- \$3.50

Cloth rifle case for Enfield- \$8.00
Holster/pistol belt for Remington (black)- \$20.00
Federal haversack(tarred)- \$20.00
Bullseye canteen, Kersey blue- \$25.00
Tin cup (lrg)- \$3.50
Tin plate (9in)- \$5.00
Drum canteen (metal)- \$15.00
Blanket, gray, wool- \$30.00
Blanket, Butternut, wool- \$30.00
Gum blanket- \$25.00
Knapsack, Federal, tarred-\$50.00
Smoking cap- \$7.00.
Kepi, Union 7 3/8- \$15.00

PRICES ARE NON-NEGOTIABLE. ITEMS ARE IN GOOD CONDITION AND WORTH WHAT I'M ASKING FOR THEM. THEY DO HOWEVER SHOW TYPICAL FIELD WEAR WHICH MAKES FOR A GOOD IMPRESSION.

If interested please contact myself or my wife at 281-398-1228 or email at lgoodell@swbell.net. I live in Katy. Thanks

Brady Williams has contacted me about selling his gear. At Winedale a number of his items were sold. However some things do remain: Enfield Musket: \$300 (missing front sight). Cartridge Box, cap box, bayonet and scabbard, tin cup, pants and shirt pattern: Contact Chris for prices on these items. Also, check out the new CLASSIFIED section of the website and post anything you want to sell to Rob Williamson at rwillia@sprynet.com.

SUTLER ROW

The following contacts produce or sell goods of the finest quality. They are the recommended source of supply for members of the Texas Rifles.

John Keahey:

2810 West Pebble Beach
Missouri City, TX 77459
281-261-0665
Shell jackets, uniforms, leather gear

Gaye Frazer

5641 Yale Blvd, Ste 125
Dallas ,Texas 75206
214-696-1865
fax 214-361-9720
frazer@frazerbrothers.com
www.frazerbrothers.com

Jean Cloth & Period Fabrics

Thistle Hill Weavers
Rd #2, Box 75,
Cherry Valley, NY 13320
518-284-2729

Charles Childs

13979 – C Georgetown St. NE
Paris, Ohio 44669
216-862-3307

Ready Made Shell Jackets

Terri Parker
738 Currey Rd.
Nashville, TN 37217
615-361-8765
Ask for Alabama Depot Style in gray brown jean

Hats

Clear Water Hat Company
Bob & Kaye Brewer
Box 202,
Newnata, AR 72680
5017464324

Leather and Paper Goods

Dixie Leather Works
P.O. Box 8221
Paducah, KY 42002-8221
800-888-5183

Custom Made Brogans

Robert Serio
Missouri Boot and Shoe Co.
Rt. 7, Box 207
Neosho, Mo.
417-451-6100

General Merchandise

Fall Creek Sutlery
P.O. Box 539
Freedom, CA
408-728-1888

Musket Tools & Parts

S & S Firearms
74-11 Myrtle Ave.
Glendale, NY 11385-7433
718-497-1100

APPROVED SCHEDULE FROM WINEDALE

(This schedule can also be viewed from the "Schedule" link on the main page.)

*September Drill TBA

*October 21- 22, Texian Market Days

*November 4- 5, Cartridge Party (Houston) - John Keahey's Home

*November 17 – 19, Battle at Liendo - Liendo Plantation Hempstead, TX

*December 2-3, Brigade Muster - Dickens on the Strand

*January 12-14, Winedale 2001

[View the Tyrant's Foe archives](#) [Back to the Main Page](#)